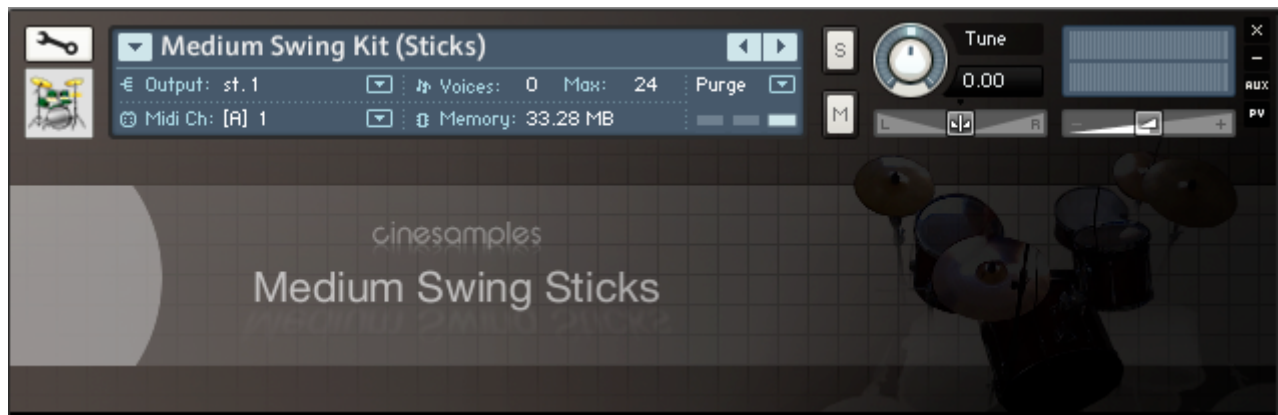


CINESAMPLES SESSION DRUMMER VOLUME 1
CINESAMPLES MEDIUM SWING KIT

FULL KONTAKT KIT +
LOOP LIBRARY (116 Beats Per Minute)

cinesamplesTM
cinesamples

USER MANUAL AND INSTALLATION INSTRUCTIONS



KIT INFORMATION: (153.2 MB) RR x8, multiple velocity layers

Yamaha Birch Recording Drum Series
18" Bass Drum
12" Rack Tom
14" Floor Tom
Ludwig Spectrasonic 14x5" Snare Drum
Zildjian K Hihats
Zildjian K 20" Ride
Snare Rims

Recorded with vintage Neve console
New York, New York

Patch requires Kontakt 2.2.4+ (not included)

LOOPS INFORMATION:

137 Loops in 3 formats

Wav File (48k,24b)
Apple Loops
Rex2 Loops

in the following categories:

Time Feel (8 measures)
Time Feel (4 measures)
Solo Bars and Fills
Marches and Rims
Building Blocks

To Install:

Simply drag the folder to where you store your samples. It is only necessary to maintain the hierarchy of the patches folder, otherwise you may place the loops to any convenient directory.

To install apple loops into Logic:

Open Logic and access the loops library by opening the Media/Loops tab. Select the Apple Loops folder in the Cinesamples Medium Sticks directory and drag and drop the folders enclosed on to the word “signature” in the loops window. Once the circle icon with the plus shows up release the folder onto the tab. Logic will automatically add the loops to the browser.

To import the rex2 loops into Spectrasonic’s Stylus:

Follow the directions for the Sage Installer in the Stylus manual.



Understanding the File Names:

MS_4M_Time01-.wav

MS = Library Name, Medium Swing Sticks
4M = Length of Sample, 4 measures, 4B would be 4 beats

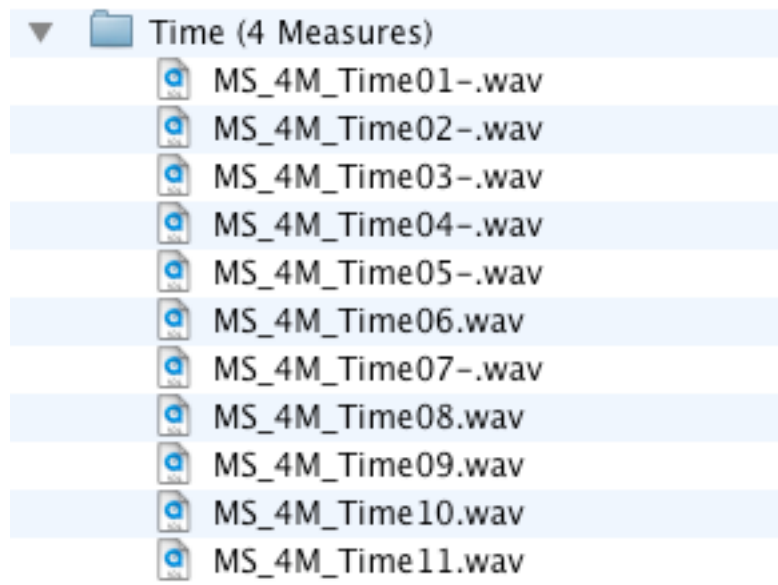
Time = Function of File, Time, or building blocks (bb), or fill, or solo etc..

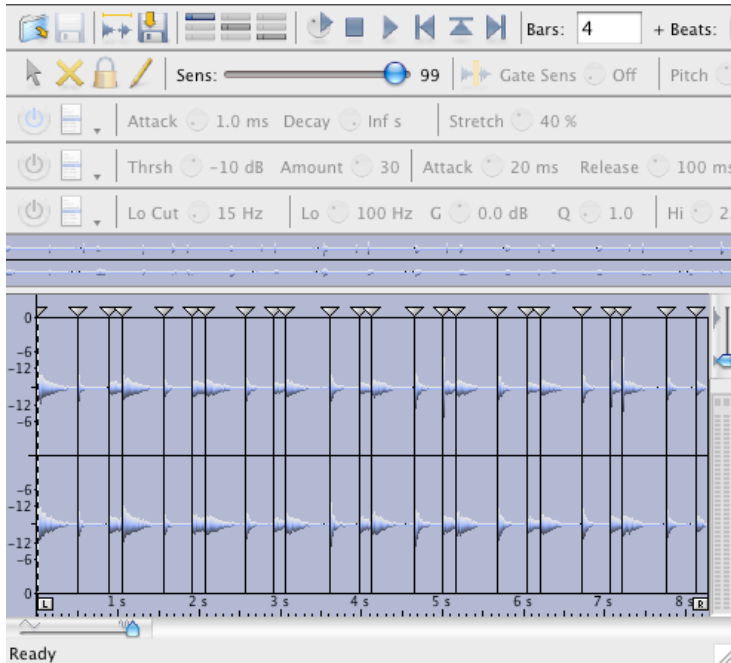
01 = Variation #

- = Special Info

Special Info:

The - sign signifies that the first beat of the sample has had artificial “bleed/ring” added in order to ensure continuity.





special info (cont'd)

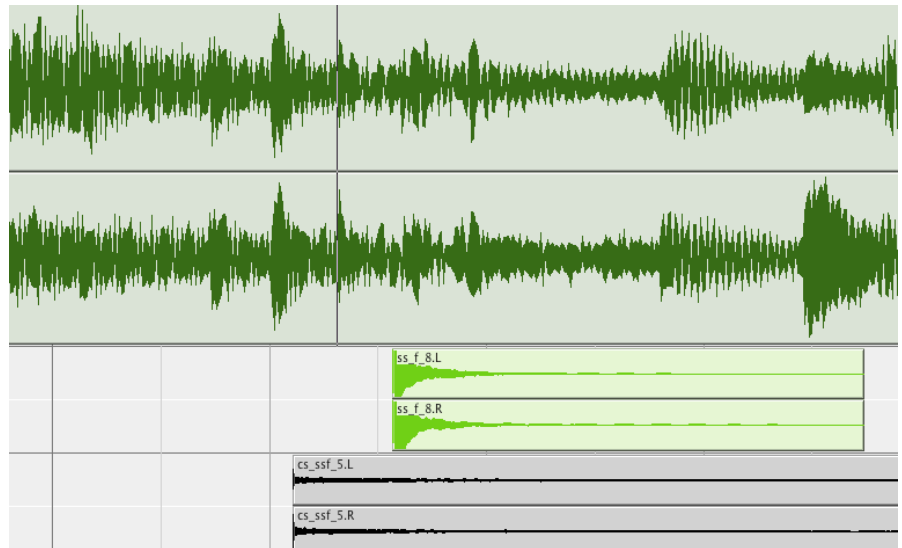
+ followed by a number signifies the extra number of beats added to the loop to ensure it was accurately represented. For example +1 might mean that 1 beat was added before the loop's time starts to make sure a pick up or a flam wasn't cut off from the file. The number after the + always represents beats.

To edit the rex files open them in Propellerhead's Recycle software.

ADVANCED TIP:

Considering that a loop is a block of audio of precise length on the grid a certain tweak is needed to finesse occasional transitions between two loops. For example any sound which rings beyond a bar line (say a ride cymbal) can not possibly ring beyond the loop itself. We have already added artificial rings (which are scarcely noticeable) to any loop which contains a - (minus) sign at the end of the file name which will smooth out most problems caused by this issue. If you find a transition to be of problem you can find two solutions:

- 1) Use the provided kit to "paint over the transition" as the kit itself will ring beyond the measure bar while the loop changes.
- 2) In your sequencer cut the proper decay over the bar to smooth the



transition.

Adding some cross bar rings in pro tools

MEDIUM SWING STICKS

LICENSE AGREEMENT

Please carefully read the following terms which detail the license agreement. To install this library you must agree to the following terms which will become active immediately upon installation. Your license will be terminated upon violation of any of the conditions of the following agreement.

User is provided with a singular commercial license for use in commercial recordings. This license entitles this one individual to install and use this product on up to three computers or samplers provided they are the sole owner of these devices. Cinesamples also grants the user access to simultaneously use the provided library on any of these three systems at one time. Remember that this library and its contents will remain, at all times, the copyrighted property of Cinesamples and that this library is only licensed to the said user.

In no situation may any of the content of this library be resold or repackaged in any form. This library may not be distributed by any method or device.

This license may not be transferred to any other user. It is the sole responsibility and risk of the user to engage in this license agreement. Cinesamples will not be responsible for any damages or losses caused by the use or misuse of this library in any form. All violations or acts of piracy will be swiftly prosecuted to the fullest extent of the law. Allies of our company are everywhere, speak every language, and constantly monitor all channels of distribution. Help us help you! By agreeing to these terms we promise to continue to release future reasonably priced, niche libraries. If you have witnessed any violation of these terms please contact customer support at:

admin@cinesamples.com